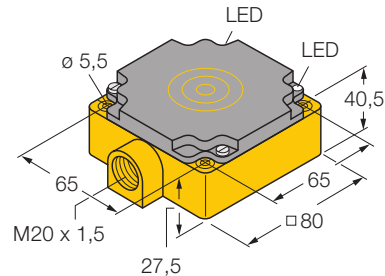
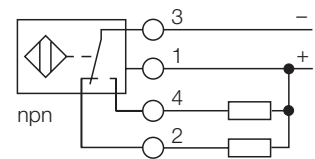


Inductive sensor with extended switching distance Ni50-CP80-VN4X2



- rectangular, height 41 mm
- Plastic, PBT-GF30-V0
- large detection range
- 4-wire DC, 10...65 VDC
- change-over, npn output
- Terminal chamber

Wiring diagram



Functional principle

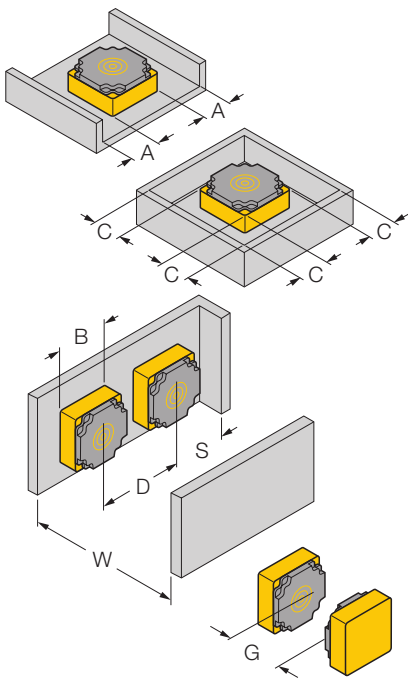
Inductive sensors are designed for wear-free and non-contact detection of metal objects. For this purpose they use a high-frequency electro-magnetic AC field that interacts with the target. With inductive sensors, this field is generated by an LC resonant circuit with a ferrite core coil.

Type	Ni50-CP80-VN4X2
Ident-No.	15796
Rated operating distance Sn	50 mm
Mounting condition	non-flush
Assured sensing range	(0,81 x Sn) mm
Correction factors	St37 = 1, V2A ~ 0.7, Ms ~ 0.4, Al ~ 0.3
Repeatability	2 %
Temperature drift	± 10 %
Hysteresis	3... 15 %
Ambient temperature	-25...+ 70 °C
Operating voltage	10... 65VDC
Residual ripple	10 % U _{SS}
DC rated operational current	200 mA
No-load current I ₀	15 mA
Residual current	0.1 mA
Rated insulation voltage	0.5 kV
Short-circuit protection	yes / cyclic
Voltage drop at I _e	1.8V
Wire breakage / Reverse polarity protection	yes / complete
Output function	4-wire, change-over, npn
Switching frequency	0.1 kHz
Housing	rectangular, CP80
Dimensions	80 x 80 x 41 mm
Housing material	plastic, PBT-GF30-V0
Material active face	plastic, PBT-GF30-V0
Connection	Terminal chamber
Clamping ability	2.5mm ²
Vibration resistance	55 Hz (1 mm)
Shock resistance	30g (11 ms)
Degree of protection	IP67
Operating voltage display	LED green
Display switch state	LED yellow

**Inductive sensor
with extended switching distance
Ni50-CP80-VN4X2**

Mounting instructions	minimum distances
Distance D	3 x B
Distance W	3 x Sn
Distance S	1,5 x B
Distance G	6 x Sn
Distance A	1 x B
Distance C	1 x B

Width of the active face B 80 mm



**Inductive sensor
with extended switching distance
Ni50-CP80-VN4X2**

TURCK

Industrial
Automation

• Edition: • 08.11.2008

